


## Combined Bearing/Freewheel

# CSK CSK..2RS



### TYPE

CSK..2RS



CSK

**T**ype CSK is a sprag type freewheel integrated into a 62 series ball bearing (except sizes 8 and 40). It is bearing supported, delivered grease lubricated and protected against dust of more than 0,3 mm. The use of additional “nylos” type seals is recommended especially when the working temperature exceeds 50°C. Oil bath lubrication is also possible.

All the CSK versions are equipped with

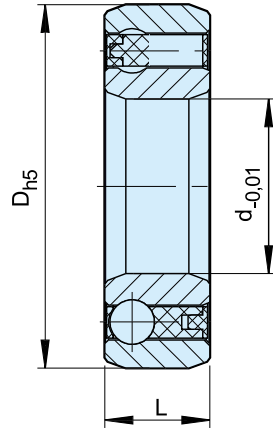
“formchromed” sprags. This process increases several times the overrunning life time. Torque transmission is ensured by a press fit assembly into a rigid steel housing with N6 tolerance, and onto a shaft with n6 tolerance. For this reason, the initial bearing radial clearance is set at C5.

Please contact us when either the ambient or the operating temperature is not within the range +5°C to +60°C. CSK..2RS is 5 mm wider but is equipped with lip seals to be water splash resistant.

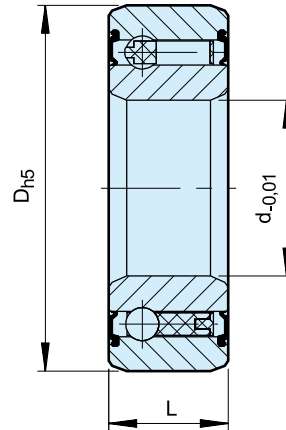
# Combined Bearing/Freewheel

CSK, CSK..2RS

CSK



CSK..2RS



Type	Size	Bearing series					Bearing loads		Weight	Drag torque
			$T_{KN}^{1)}$ [Nm]	$n_{max}$ [min <sup>-1</sup> ]	D [mm]	L [mm]	C [kN]	C <sub>0</sub> [kN]		
CSK (KK)	8*	–	2,5	15000	22	9	3,28	0,86	0,015	0,5
	12	6201	9,3	10000	32	10	6,1	2,77	0,04	0,7
	15	6202	17	8400	35	11	7,4	3,42	0,06	0,9
	17	6203	30	7350	40	12	7,9	3,8	0,070	1,1
	20	6204	50	6000	47	14	9,4	4,46	0,110	1,3
	25	6205	85	5200	52	15	10,7	5,46	0,140	2,0
	30	6206	138	4200	62	16	11,7	6,45	0,210	4,4
	35	6207	175	3600	72	17	12,6	7,28	0,300	5,8
	40	–	325	3000	80	22	15,54	12,25	0,5	7,0
CSK..2RS	8**	–	2,5	15000	22	9	3,28	0,86	0,015	0,8
	12	–	9,3	10000	32	14	6,1	2,77	0,05	3,0
	15	–	17	8400	35	16	7,4	3,42	0,070	4,0
	17	–	30	7350	40	17	7,9	3,8	0,09	5,6
	20	–	50	6000	47	19	9,4	4,46	0,145	6,0
	25	–	85	5200	52	20	10,7	5,46	0,175	6,0
	30	–	138	4200	62	21	11,7	6,45	0,270	7,5
	35	–	175	3600	72	22	12,6	7,28	0,400	8,2
	40	–	325	3000	80	27	15,54	12,25	0,6	10

## NOTES

1)  $T_{max} = 2 \times T_{KN}$

» Refer to Selection page 7 to 11

\*) One Z seal on the bearing side only. Looking from this side, the outer race runs free in the counterclockwise direction

\*\*) Only one RS seal on the ball bearing side looking from this side, the outer race runs free in the counterclockwise direction

» Refer to mounting and maintenance instructions page 12 to 13

## MOUNTING EXAMPLES

